









STEPS TO STUDY

Follow the journey from application to arrival on the Sunshine Coast by completing the steps below. We hope this guides you easily through the admissions process.

If you have any questions email us at study@usc.edu.au

	USC	INTERNATIONAL OFFICE	STUDENT
1 Student completes the USC Study Abroad application form www.usc.edu.au/study/international/apply-and-enrol/application-forms.htm	<input checked="" type="checkbox"/>	<input checked="" type="checkbox"/>	<input type="checkbox"/> 
2 International Office scans and emails a copy of the application form, along with a scanned image of an official* transcript to USC International via study@usc.edu.au <small>*If it is not possible to obtain a copy of the official transcript, USC will accept an unofficial transcript providing it is sent via the International Office verifying that the grades reflected on the unofficial transcript are correct.</small>	<input checked="" type="checkbox"/>	<input type="checkbox"/> 	<input checked="" type="checkbox"/>
3 USC will assess the application and make an offer accordingly. The offer will be sent to the student via email.	<input type="checkbox"/> 	<input checked="" type="checkbox"/>	<input checked="" type="checkbox"/>
4 USC will assess the student's eligibility for their chosen courses and notify the student (as well as International Office) of the outcome.	<input type="checkbox"/> 	<input checked="" type="checkbox"/>	<input checked="" type="checkbox"/>
5 Student signs and dates the Response to Offer form (included in their Letter of Offer) confirming they wish to accept the offer and returns a scanned copy to study@usc.edu.au or by fax + 61 7 5430 2836.	<input checked="" type="checkbox"/>	<input checked="" type="checkbox"/>	<input type="checkbox"/> 
6 USC will create the Confirmation of Enrolment (COE) and issue the USC Central login details to the student.	<input type="checkbox"/> 	<input checked="" type="checkbox"/>	<input checked="" type="checkbox"/>
7 Student can apply for their Student Visa and enrol in their courses on USC Central (providing course enrolment is open at time of acceptance). Open enrolment dates are provided with the login details.	<input checked="" type="checkbox"/>	<input checked="" type="checkbox"/>	<input type="checkbox"/> 
8 Student needs to organise accommodation, airport transfers and flights to Australia. ■ Accommodation: www.usc.edu.au/study/international/international-student-support/accommodation.htm ■ Airport transfers: www.usc.edu.au/study/international/arrival-and-orientation/airport-transfers.htm	<input checked="" type="checkbox"/>	<input checked="" type="checkbox"/>	<input type="checkbox"/> 
9 USC will issue an invoice for the students' tuition.	<input type="checkbox"/>	<input checked="" type="checkbox"/>	<input checked="" type="checkbox"/>